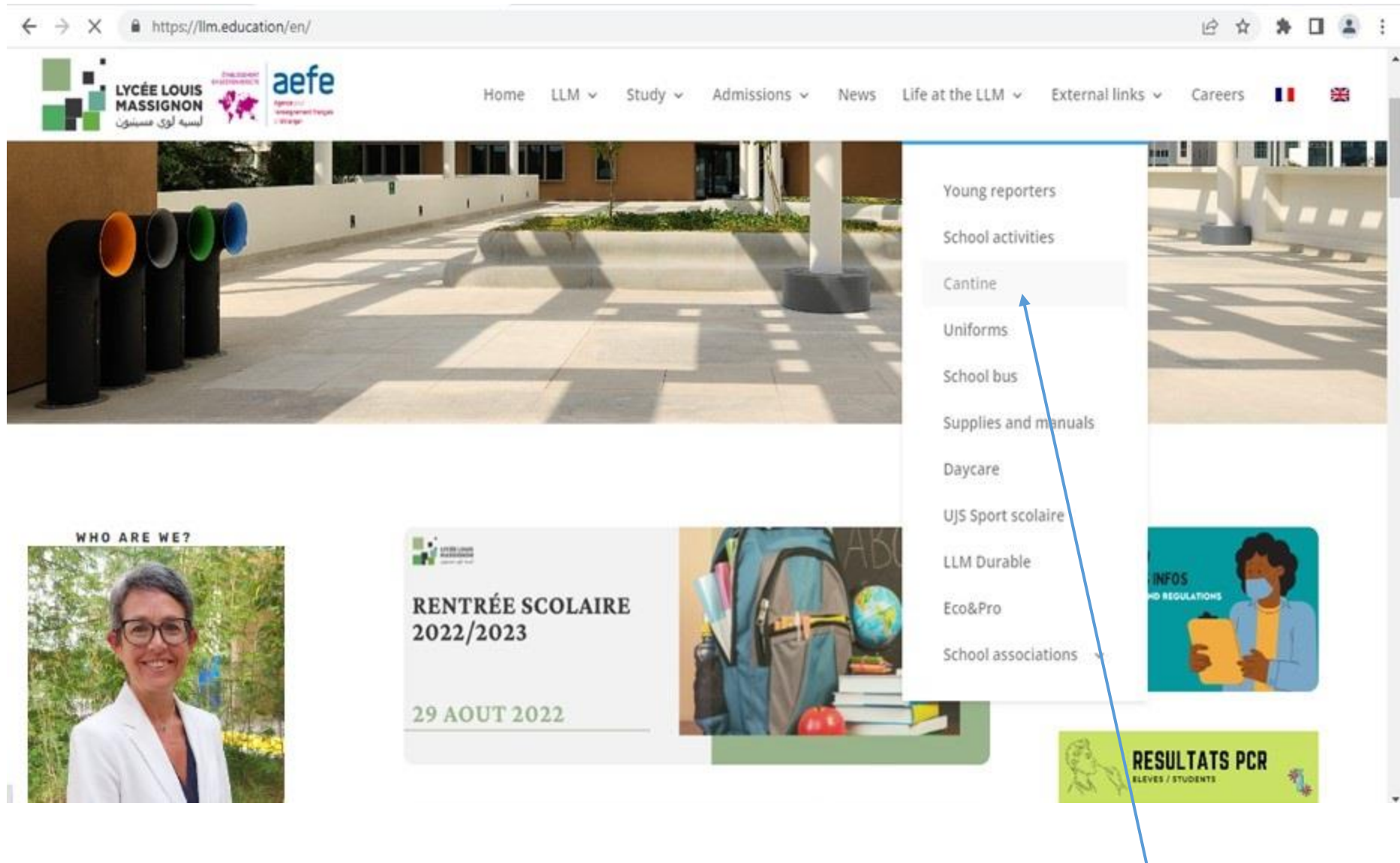


PROCEDURES FOR CANTEEN REGISTRATION AND TOPUP



1. Kindly Visit the <https://llm.education/en/> website and click life at the LLM tab and click cantine.



PROCEDURES FOR CANTEEN REGISTRATION AND TOPUP

Cantine | Lycee Louis Massignon x +

https://llm.education/en/cantine/

LYCÉE LOUIS MASSIGNON
الجمهورية الجزائرية الديمقراطية الشعبية

aeфе
Association pour l'Enseignement Français à l'Étranger

Home LLM v Study v Admissions v News Life at the LLM v External links v Careers  

CANTINE

Chers Parents,

La compagnie Ansamble n'est plus notre prestataire de Cantine. Nous communiquerons sous peu concernant le nouveau prestataire.

Dear parents,

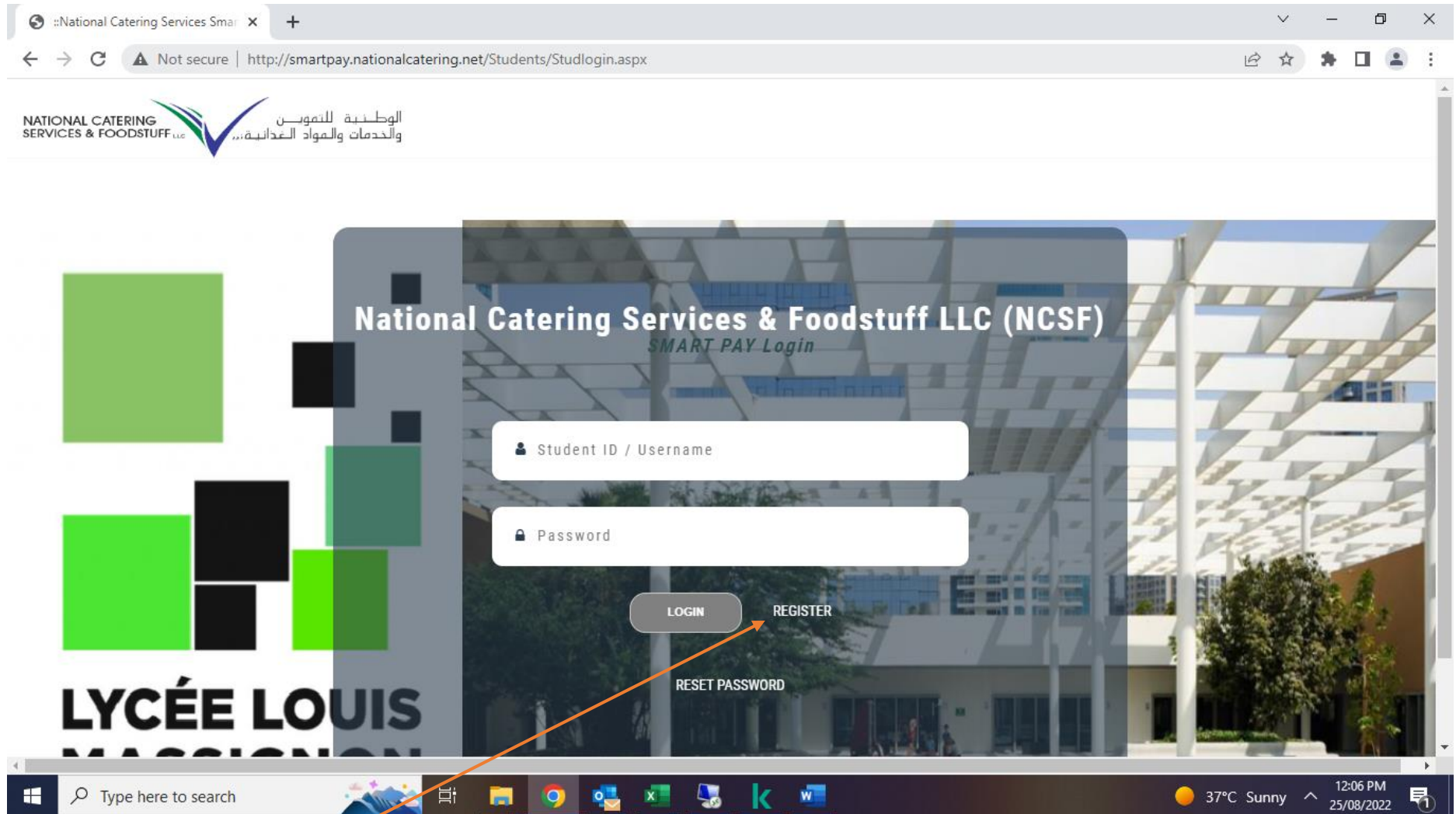
Ansamble is not our partner, we will communicate shortly regarding our new partner.

Type here to search

37°C Sunny 12:03 PM 25/08/2022

2. Click the <http://smartpay.nationalcatering.net/Students/Studlogin.aspx> (it will be added here)

PROCEDURES FOR CANTEEN REGISTRATION AND TOPUP



3. Click register button

PROCEDURES FOR CANTEEN REGISTRATION AND TOPUP

National Catering Services & Foodstuff LLC (NCSF)
SMART PAY Registration

LLM Abu Dhabi

Student Name

Card No.

Username

Select

Parent Email Id

Mobile No

REGISTER

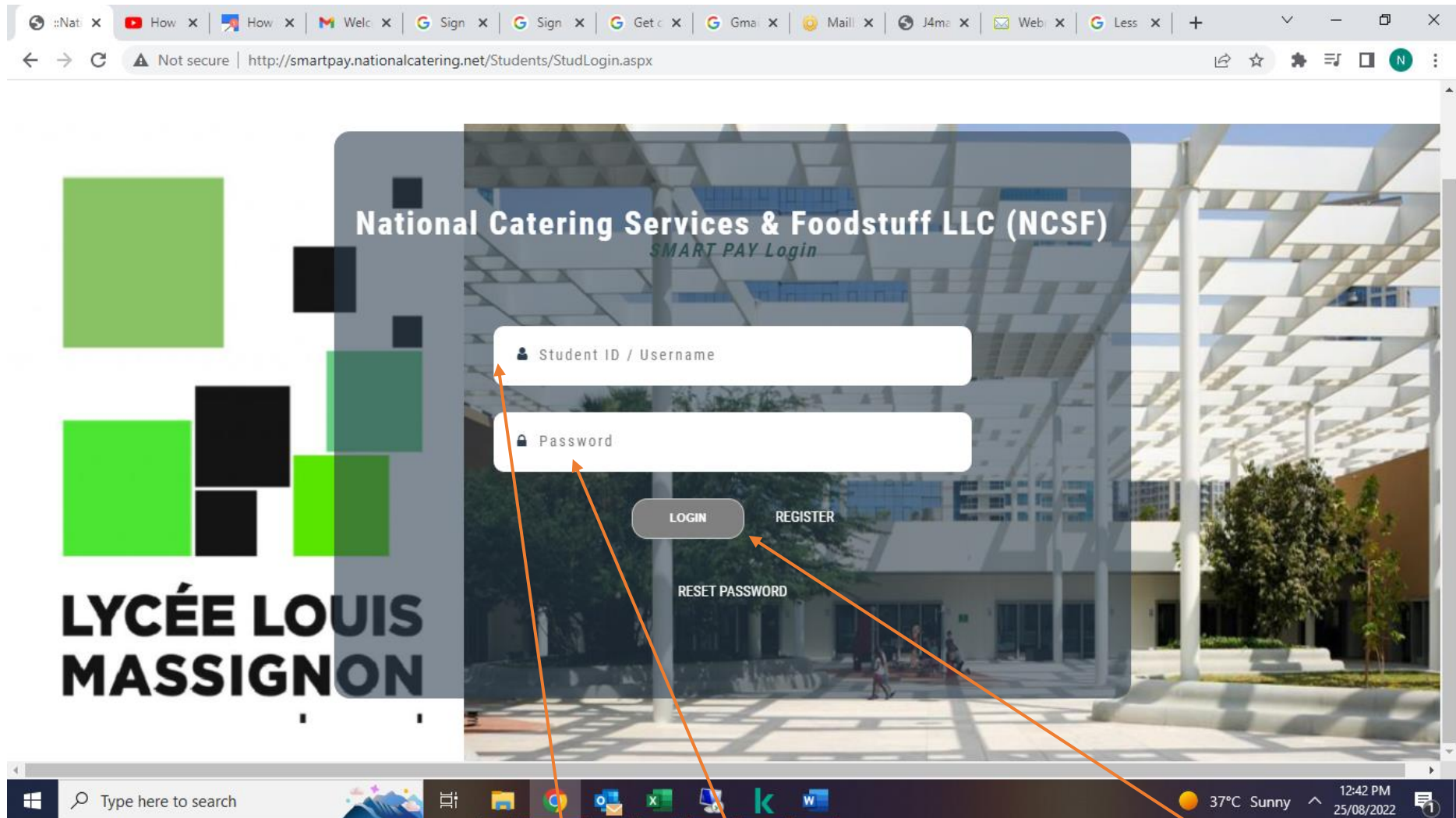
LYCÉE LOUIS MASSIGNON

http://smartpay.nationalcatering.net/Students/Register.aspx

41°C 4:55 PM 27/08/2022

4. Select the school and fill the required details, and click the register button. after completing the registration the user will get the password on the registered email

PROCEDURES FOR CANTEEN REGISTRATION AND TOPUP



5. Go to the login page and enter the username and password received from the email and click login.

PROCEDURES FOR CANTEEN REGISTRATION AND TOPUP

NATIONAL CATERING SERVICES & FOODSTUFF
الوطنية للتقوية والخدمات والمواد الغذائية

HOME KIOSK CANTEEN MENU ONLINE TOPUP TRANSACTIONS PASSWORD CONTACT US

Welcome Test LOGOUT

Topup

Student ID ID- 553	Other Charges AED 0
Total AED 0.00	Email Your Email Email


Note: Top-up amount made shall be credited to the student account within 24 hours

CONFIRM TOPUP



6. Click online top-up and enter the amount for the top-up and click confirm top-up, after that, it will take you to the payment.

PROCEDURES FOR CANTEEN REGISTRATION AND TOPUP


National Catering Services LLC

Secure payment 

Card number *

 
Expiry month * **Expiry year ***

Cardholder name *

Security code *
  3 digits on back of your card

Billing address

Street 1

Street 2

City **State / Province**

Postcode / ZIP Code **Country**

Order details

Customer ID- 553

TOTAL AED: 1.00

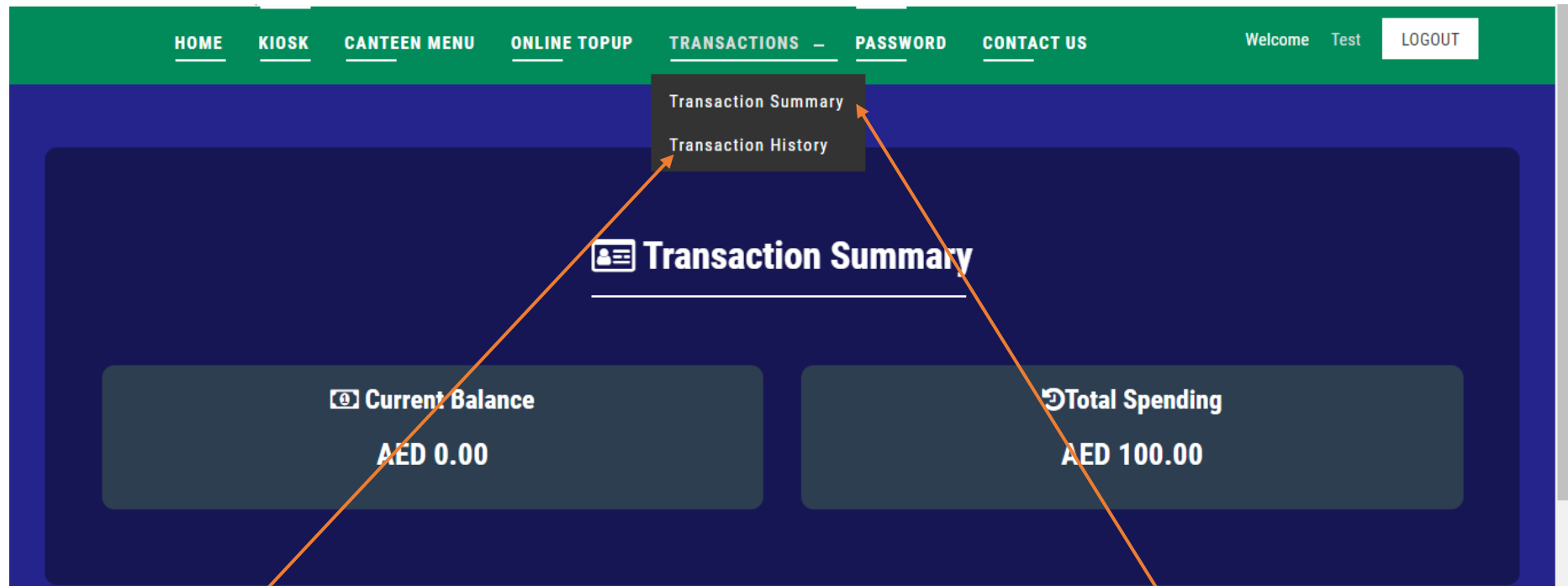
The next screen you see may be payment card verification through your card issuer.

[Cancel](#)

[Pay now](#)

Kindly fill in the Visa or Master Card details and click pay.

PROCEDURES FOR CANTEEN REGISTRATION AND TOPUP



7. To view the current balance and total spending click transaction and click transaction summary.
8. Click transaction history to see all the transactions.