



*DirectSchool*  
SMART PARENTAL SERVICES

# DIRECT CARD

CASHLESS CARD SYSTEM

@directschool.ua

www.directschool.io



## Benefits for Students:

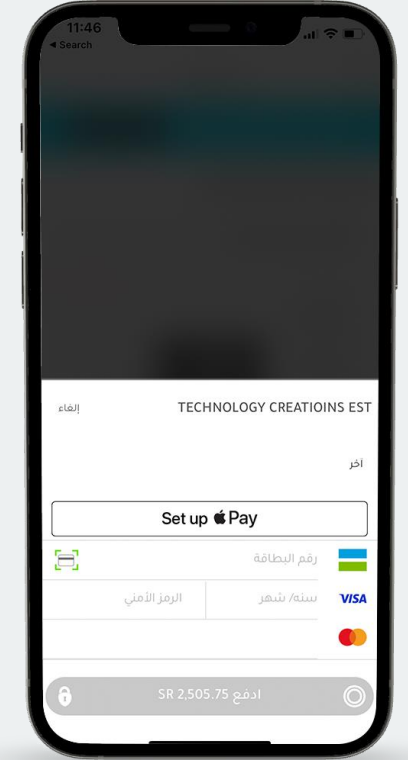
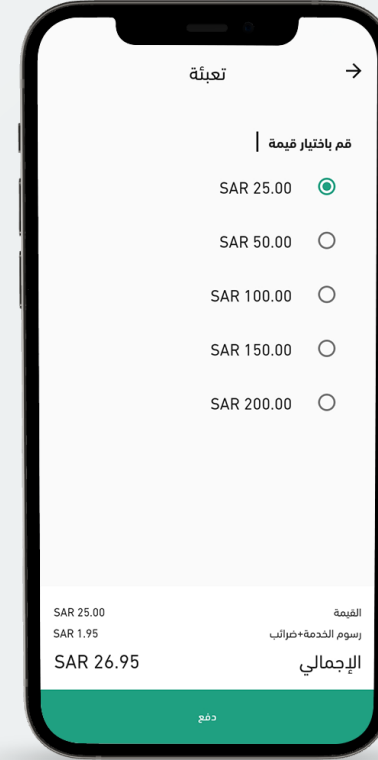
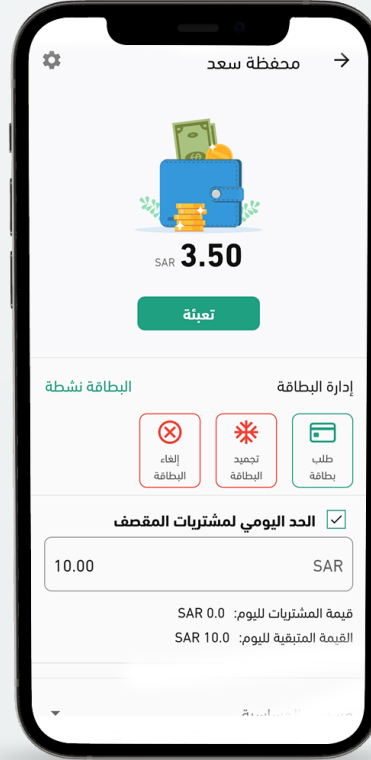
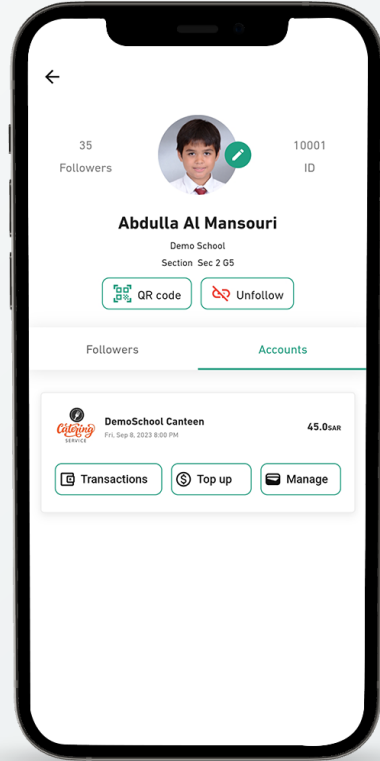
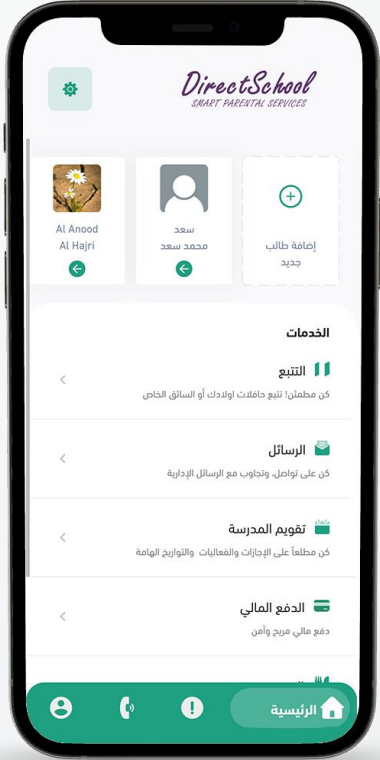
- ▶ **Fast Transactions:** Quick purchases, no waiting.
- ▶ **Cashless:** Reduces risk of loss or theft.
- ▶ **Financial Skills:** Teaches budgeting and money management.
- ▶ **More Time:** Focus on studies and activities.

## Benefits for Parents:

- ▶ **Easy Top-Up:** Add funds via the DirectSchool app.
- ▶ **Security :** Less risk of cash loss or theft.
- ▶ **Monitor Spending:** Track and manage usage.
- ▶ **Facial Recognition:** Secure purchases without the card.



# Steps to Top Up the Wallet



1- Open DirectSchool app and choose a student

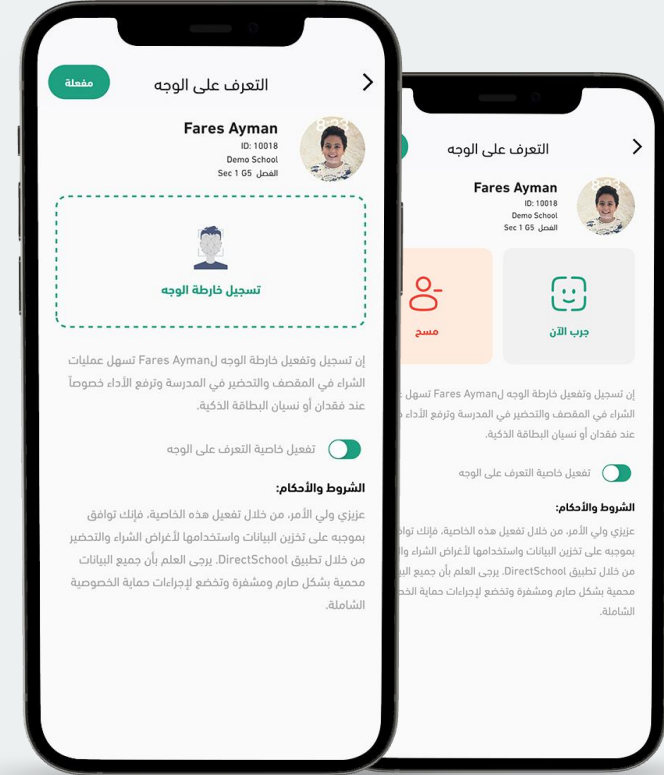
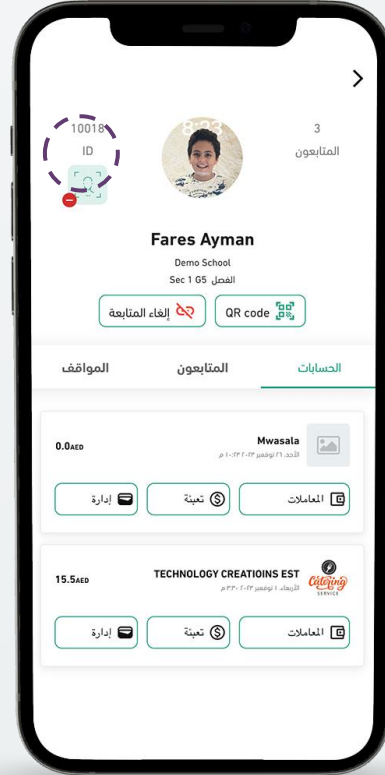
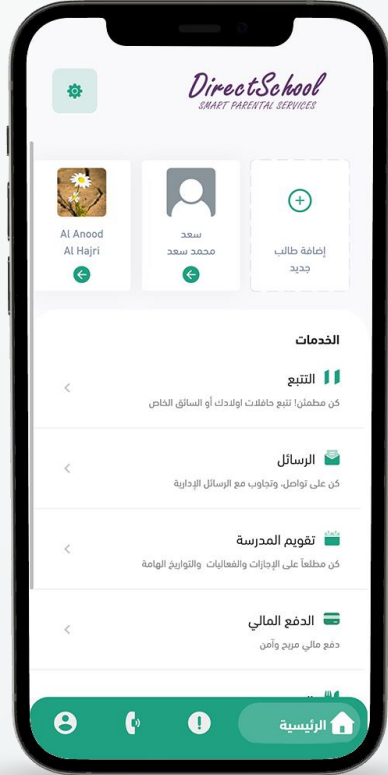
2- From the student page, choose Accounts, then click "Top up" below the service you want to charge.

3- Choose the amount to be topped up and click on "Subscribe"

4- Choose the amount to be topped up and click on "Subscribe"

5- Enter your payment details, then click on "Pay Now"

# How to activate face recognition feature?



1- Open DirectSchool app and choose a student

2- Student page will appear, click on face recognition icon, as shown.

3- Click on "Register Face Map", take a photo of your child and confirm it. You can remove it and deactivate the feature whenever you want



# Thank You

 /directschool.ae

 directschool.io