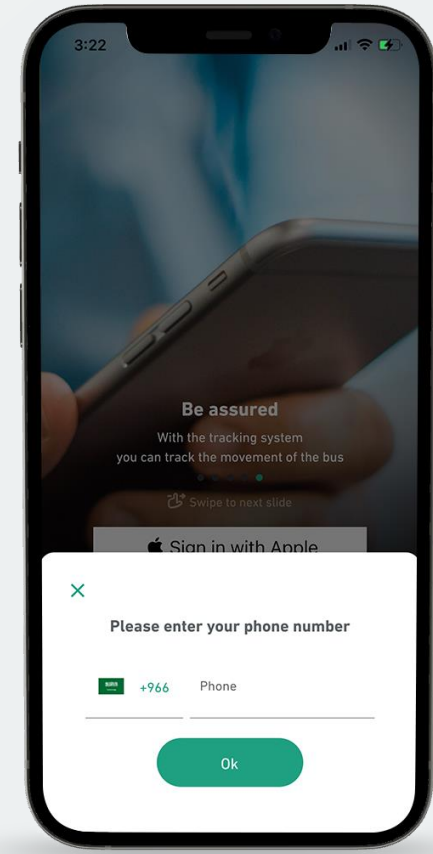
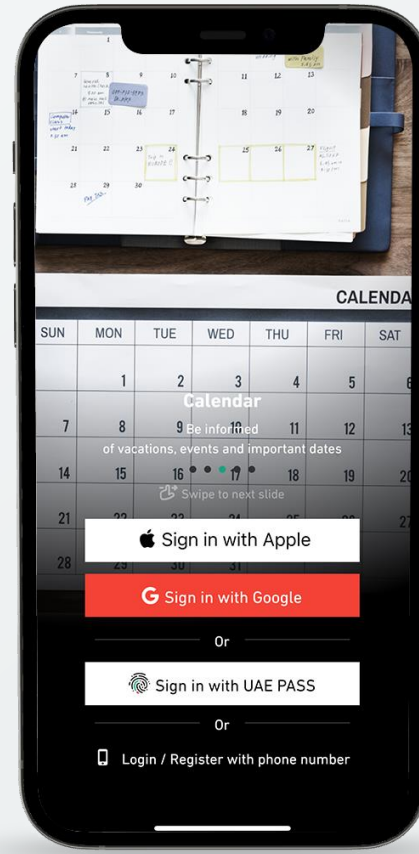
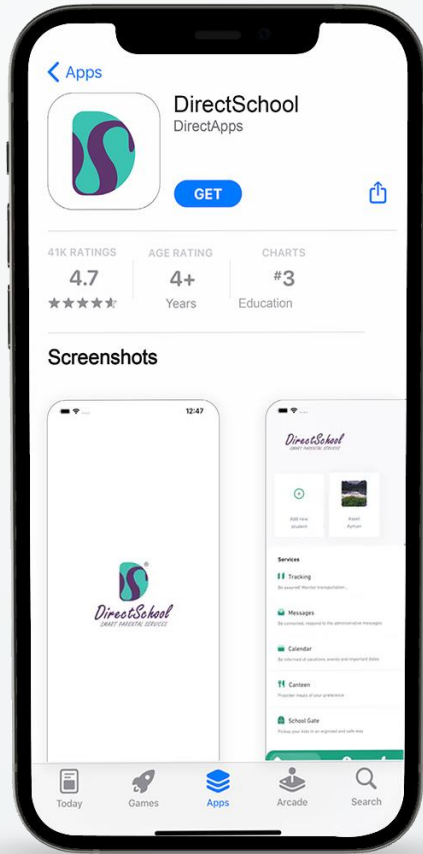




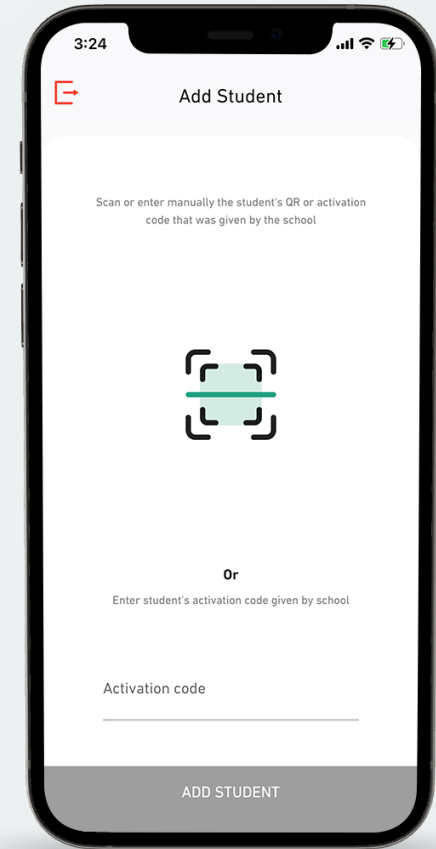
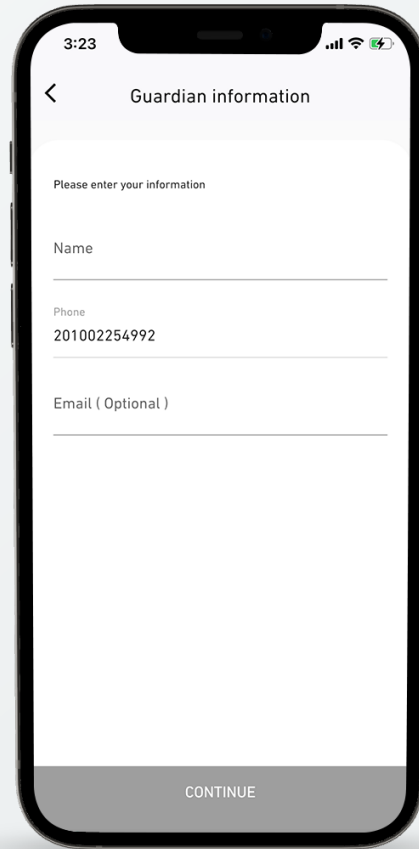
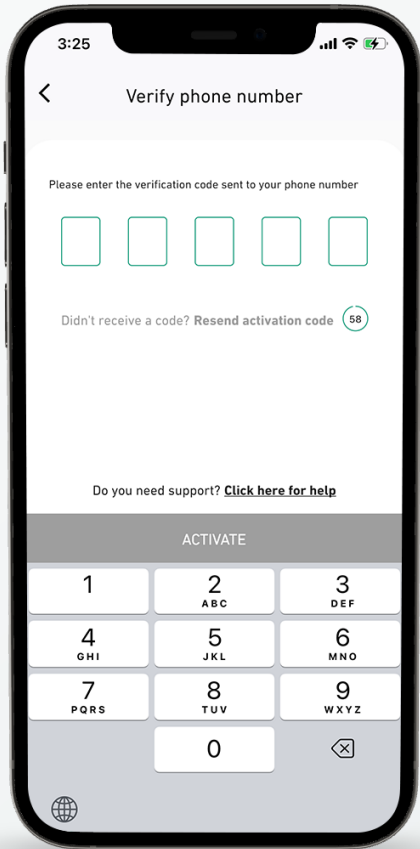
How to **Register** In the DirectSchool app



1 Download the DirectSchool app from Google Play or the Apple Store.

2 Open the DirectSchool app.

3 Register with your phone number, e-mail or even with UAE PASS.



4

Verify your phone number.

5

Fill in the guardian information (Name, Phone, Email), then hit continue.

6

To add a new student, scan the QR code on the DirectSchool card or simply enter the activation code given by the school.

3:24

< Add new student

Student national/Iqama ID
987654321

First name
Mohamed

Last name
kareem

Gender
 Male Female

Grade 4

Sec 1 G4

ADD

3:24

× Adding student

1 2

Please define the relationship to student
You are,

Guardian

Student (himself) 13 years old at least

Do you need support? [Click here for help](#)

Confirm

3:25

× Adding student

Please define the relationship to student
You are,

← Guardian

Father

Mother

Brother

Sister

Uncle

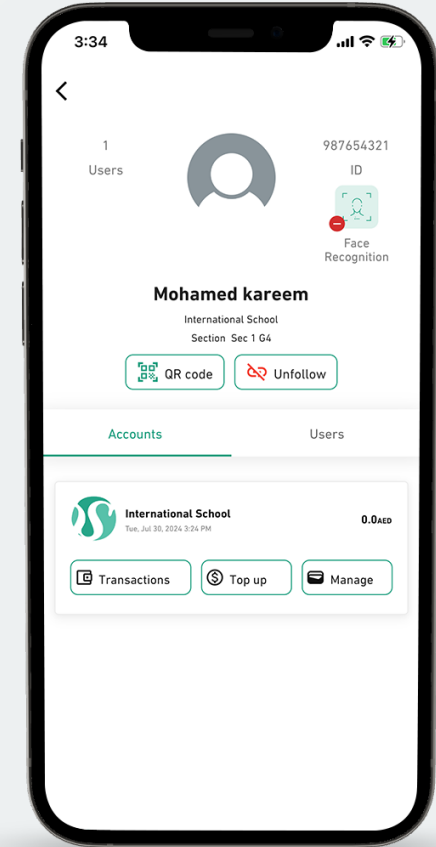
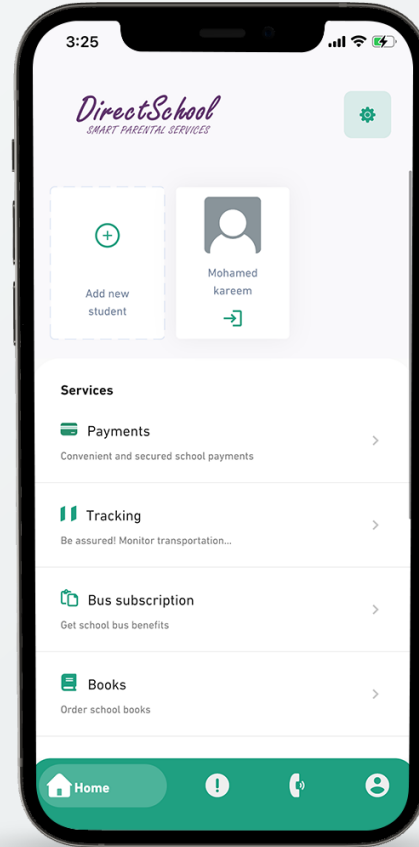
Do you need support? [Click here for help](#)

Confirm

7 Complete the student information (National/Iqama ID, Name, Gender, Grade, Section).

8 Select whether you are a student or a guardian.

9 If you are a guardian, please define your relationship to the student.



Congratulations

You are ready to use DirectSchool App

On the home page of the app, you can add more students and manage each account separately.

By clicking on the student's profile, you can top up the card or activate the face recognition feature, gaining full control of the services provided.



Thank You

